

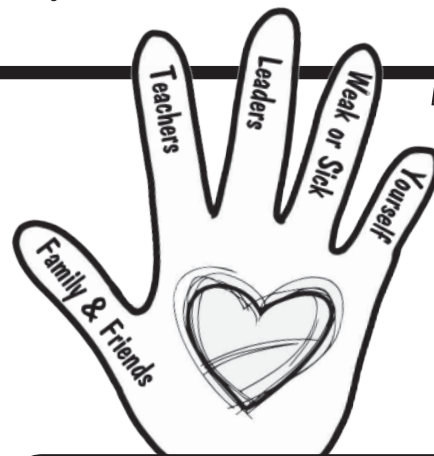
1st Grade Religious Ed Lesson Plan - Wednesday 10/28/20

Supplies

- Scissors
- Pencil
- Colors
- Glue stick

PRAY

- (Begin with the Sign of the Cross)
DEAR GOD,
Come be with us today.
Fill our hearts with joy.
Fill our minds with learning.
Fill our space with peace.
Fill our lessons with fun.
Fill our hearts with love.
We thank you God for all the ways you bless us.
(Have Child offer their own prayer intentions)
(End with the Sign of the Cross)



Suggestion: use 5-finger prayer process for assist in prayer intentions and consider writing down each day/week.

REVIEW

- The past few weeks we have covered Kerygma Lesson 1 and 2. the below videos are great options for review on each of those lessons
Creation : <https://www.youtube.com/watch?v=5qbieAHL7T0>
The Fall/Sin : <https://www.youtube.com/watch?v=RczGKeDCvPU&t=24s>

REMINDER...

5 lessons on Kerygma:

- Creation
- Fall/Sin,
- Redemption
- Salvation
- Recreation





LEARN

This lesson is attached or found in the ENCOUNTER: DISCOVERING JESUS handout provided by Tracey Minish

- Kerygma Lesson 3 - **Redemption**
 - » Key point of lesson - **Jesus restores my relationship with god through His life, death, and resurrection.**
 - » Go through Lesson 3 in the packet.
 - » CRAFT: The Bridge Craft Part 1 & Part 2: Found on page 32-33 in handout. We began this craft last week, but will complete at home this week.
 - » WATCH: enjoy watching this beautiful story with your child <https://www.youtube.com/watch?v=Z5rw2U6cPgl>
 - » EXTRA ACTIVITY: Attached is a puzzle craft to do with your child. Color, Cut out pieces and Glue to the cross. Read the bible verse with your child as a review from lessons today.
- Kerygma Lesson 4 - **Salvation**
 - » Key point of lesson - **Jesus invites me to trust him, to turn from sin and to give my life to Him.**
 - » Go through Lesson 4 in the packet.
 - » Quiet time with JESUS. Ask your child to sit with their eyes closed. Imagine Jesus walking into the room with a big smile, walking over to them and sitting in the chair next to them. Just spend a few moments with him. What might you talk about? What might you like to say to Jesus? What will he say to you?
Consider taking your child to visit the Adoration Chapel at Saints Mary & Hyacinth to spend a little time alone with Jesus and explain how Jesus is truly present in the Eucharist in the tabernacle.

Color  and cut out 
the puzzle pieces.

Use the puzzle pieces to make the cross
on the next page and glue down.



**"God so loved
the world that he
gave his one and
only Son.**

**Anyone who
believes in
him will have
eternal life."**

John 3:16